

# Neuticles®

Testicular Implantation For Pets

(US Patent # 58-681-40)

Toll Free 888.638.8425  
(816) 690-8337 (Outside US & Canada)  
Email: [Neuticles@aol.com](mailto:Neuticles@aol.com)  
[www.neuticles.com](http://www.neuticles.com)

## Quick Reference Sheet

### Natural Vs Altered

#### *An Option When Neutering*

Neuticles are more than simply 'cosmetic surgery for pets'. Its a proven fact that Neuticles are encouraging thousands of pets owners to neuter that simply *would not before*. As a result, pet over population is being reduced and Neuticled pets are living happier, healthier and longer lives.

### Four Models

*Neuticles are available in four models and multiple sizes for any sized pet.*

**NeuticlesORIGINAL**- crafted from FDA medically approved polypropylene. Not plastic but feels like plastic. Five sizes from Petite to Large.

**NeuticlesNATURAL**- FDA medically approved solid silicone. Not gel or saline filled but a solid rubber like material that replicates the pets testicle to near precise firmness once implanted. Nine sizes from petite to xxl.

**NeuticlesUltraPLUS featuring ScarRetard** - FDA Medically approved solid silicone. Not gel or saline filled but a solid rubber-like material that feels almost liquid filled- 40% softer than the NeuticlesNATURAL. Features a textured exterior which virtually eliminates risk of scar tissue formation. The UltraPLUS has qualities and features not available on most human implants today. Nine sizes from petite to XXL.

**NeuticlesUltraPLUS featuring ScarRetard with Epididymis**.- For previously neutered, monorchid or cryptorchid pets. FDA medically approved solid silicone. Not gel or saline filled but a rubber like material that feels almost liquid filled- 40% softer than the NeuticlesNATURAL. Features a textured exterior which virtually eliminates risk of scar tissue formation. Model includes the epididymis- providing an anatomically precise recreation of the pets reproductive organ. Suture tab at end of epididymis anchors. The UltraPLUS has qualities and features not available on most human implants today.

(See attached Price Sheet for additional information)

## NeuticlesORIGINAL® (Polypropylene - Rigid)



Introduced in 1995, the **NeuticlesORIGINAL®** is crafted from FDA medically approved polypropylene- not plastic but resembling plastic in firmness. Its' minimal prices makes it affordable for any budget conscience pet owner. 100% safe and Made in the USA.

**To determine the correct size for any pet - age, weight and breed is required. Orders may be placed by the veterinarian or the pet owner by calling toll-free 888-638-8425.**

### Canine

#### NeuticlesORIGINAL® (Polypropylene - Rigid)

<u>Item #</u>	<u>Description</u>	<u>Length</u>	<u>Pair</u>
0-Large	65-90+ lbs	1.79"	\$189
0-Medium	30-60 lbs	1.50"	\$179
0-Small	11-30 lbs	1.04"	\$169
0-XSmall	3-10 lbs	.63	\$159



### Feline

#### NeuticlesORIGINAL® (Polypropylene - Rigid)

<u>Item #</u>	<u>Description</u>	<u>Length</u>	<u>Pair</u>
F0-Small	9-30 lbs +	.63	\$169
F0-XSmall	3-8 lbs	.44	\$159



## Neuticles<sup>NATURAL</sup>® (Solid Silicone - Natural Soft)



Solid silicone- not get filled or saline filled- but a solid FDA medical grade material. Ideal for everyday household pets. The **Neuticles<sup>NATURAL</sup>®** replicates the approximate firmness level of the pets testes prior to placement but does feel firmer to the human touch once placed. 100% safe and Made in the USA.

**To determine the correct size for any pet - age, weight and breed is required. Orders may be placed by the veterinarian or the pet owner by calling toll-free 888-638-8425.**

## Canine

### Neuticles<sup>NATURAL</sup>® (Solid Silicone - Natural Soft)

Item #	Description	Length	Each	Pair
NN-XLarge	110-190 lbs+	2.20"	\$289	\$399
NN-Large	65-110 lbs	1.79"	\$279	\$389
NN-Medium	40-65 lbs	1.50"	\$269	\$379
NN-Smed	30-50 lbs	1.27"	\$264	\$369
NN-Small	20-30 lbs	1.04"	\$259	\$364
NN-XSmall	10-20lbs	.75"	\$254	\$359
NN-XXSmall	3-10 lbs	.63"	\$249	\$354

**Custom Sizing Available**



## Feline

### Neuticles<sup>NATURAL</sup>® (Solid Silicone - Natural Soft)

Item #	Description	Length	Each	Pair
NN-Small	10-30 lbs +	.75"	\$254	\$359
NN-XSmall	3-10 lbs	.63"	\$249	\$354

**Custom Sizing Available**



## Equine & Bulls

### Neuticles<sup>NATURAL</sup>® (Solid Silicone - Natural Soft)

Item #	Length	Each	Pair
NN-EBS	2.75"	\$379	\$549
NN-EBM	3.50"	\$479	\$639





The **Neuticles®ULTRAPLUS®** with ScarRetard® feels almost liquid filled-incredibly soft- yet is still solid material providing your pet the most natural and lifelike firmness possible once placed. Our ScarRetard feature eliminates risk of scar tissue formation. The UltraPLUS has qualities and features not available on human implants today. 100% safe and Made in the USA.

To determine the correct size for any pet - age, weight and breed is required. Orders may be placed by the veterinarian or the pet owner by calling toll-free 888-638-8425.

## **Canine**

### **Neuticles®ULTRAPLUS®** Featuring ScarRetard

<b>Item #</b>	<b>Description</b>	<b>Length</b>	<b>Each</b>	<b>Pair</b>
NU-XXLarge	140-190 lbs+	2.75"	\$389	\$519
NU-XLarge	110-140 lbs	2.20"	\$379	\$509
NU-Large	65-110 lbs	1.79"	\$369	\$499
NU-Medium	40-65 lbs	1.50"	\$359	\$489
NU-Smed	30-50 lbs	1.27"	\$349	\$479
NU-Small	20-30 lbs	1.04"	\$339	\$469
NU-XSmall	10-20lbs	.75"	\$329	\$459
NU-XXSmall	3-10 lbs	.63"	\$319	\$449

**Custom Sizing Available**



## **Feline**

### **Neuticles®ULTRAPLUS®** Featuring ScarRetard

<b>Item #</b>	<b>Description</b>	<b>Length</b>	<b>Each</b>	<b>Pair</b>
FELU-Small	10-30 lbs +	.75"	\$329	\$459
FELU-XSmall	3-10 lbs	.63"	\$319	\$449

**Custom Sizing Available**



## Neuticles® UltraPlus®

With ScarRetard and Epididymis

**Specially designed and hand crafted for previously neutered pets, cryptorchid or monorchid canines, felines and other pets. Now Available!**

Introducing **Neuticles** UltraPLUS® featuring ScarRetard - with Epididymis. An exact and precise reproduction of the pets organ including the Epididymis.

Ultra soft and specially designed to retard scar tissue formation. Available in eight sizes for any sized canine or feline- **Neuticles** UltraPLUS® with Epididymis is solid silicone- but feels liquid filled- providing the softest most natural implant possible.

PLUS- a specially crafted Scar Retard feature virtually eliminates risk of scar tissue development - guaranteed for the life of the pet!

Each **Neuticles** UltraPLUS featuring ScarRetard with Epididymis is hand crafted to assure the most natural most realistic reproduction possible. Suture tabs located at the end of the epididymis assures proper anchoring placement for the life of the pet. Eight sizes from XXSmall to XXLLarge will fit virtually any sized canine or feline or other pet.

Custom sizing is also available.

New, revolutionary **Neuticles** UltraPLUS with Epididymis boasts qualities and features NOT AVAILABLE on any human implant today.

Price includes first class postage with tracking, taxes, handling and related charges.



### Canine

#### Neuticles®ULTRAPLUS® Featuring ScarRetard and Epididymis

Item #	Description	Length	Per Each
NUE-XXLarge	190 lbs +	2.75"	\$709
NUE-X Large	110-190 lbs+	2.20"	\$699
NUE-Large	65-110 lbs	1.79"	\$689
NUE-Medium	40-65 lbs	1.50"	\$679
NUE-Smed	30-50 lbs	1.25"	\$669
NUE-Small	20-30 lbs	1.04"	\$659
NUE-X Small	10-20lbs	.75"	\$649
NUE-XX Small	3-10 lbs	.63"	\$639

**Custom Sizing Available**



### Feline

#### Neuticles®ULTRAPLUS® Featuring ScarRetard and Epididymis

Item #	Description	Length	Per Each
FELUE - Small	10-30 lbs +	.75"	\$649
FELUE - X Small	3-10 lbs	.63"	\$639



## **Open Castration-Tunica/Scrotal Placement**

***Simple procedure adds seconds/minutes to OC technique***

Veterinarians have commented on the simplicity of implanting Neuticles. There are two methods-

***Tunica:*** Follow all procedures for the open castration technique except retain the tunica's. Make an incision on the side of the tunic, remove the pet's natural testicle, place the neuticle and stretch the tunica tissue back over the Neuticle and close with an absorbable synthetic suture.

***Scrotal:*** Follow all of the procedures for the open castration technique. After the tunica is removed position each Neuticle in the scrotum through prescrotal incision.

While tunic placement is the preferred method, scrotal placement is employed when the pet has been previously neutered or in monorchid/cryptorchid cases where the tunic was destroyed when removing the retained testicle.

**(See attached Surgical Implantation Sheet for additional information)**

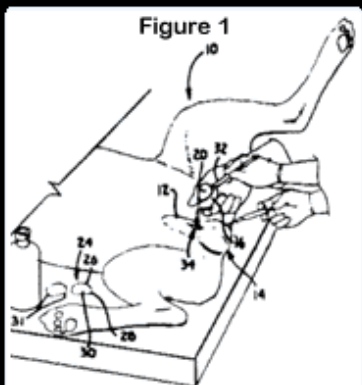


Figure 1

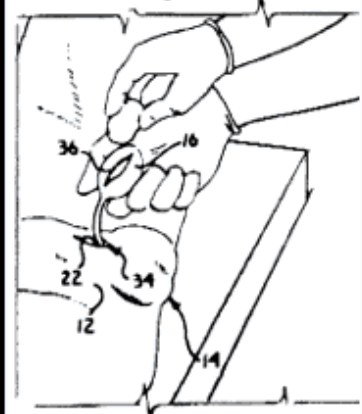


Figure 2

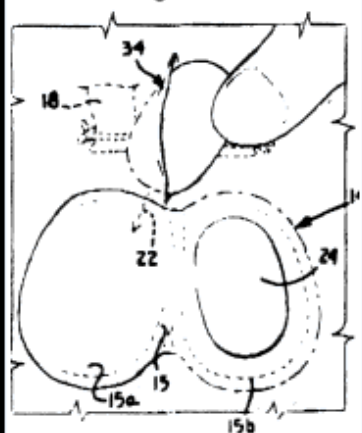


Figure 3

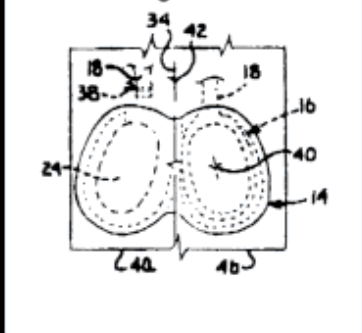


Figure 4

## Implantation Methods

A method and apparatus for implanting a testicular prosthetic device includes creating a passageway into the interior of an animal's scrotum which contains a tunica vaginalis; incising the tunica vaginalis containing a testis attached to a spermatic cord; severing the spermatic cord; removing the testis through the passageway and inserting a prosthetic device through the passageway and into the lumen of the tunica and closing the tunica. The second testis is similarly removed from its tunica vaginalis through the same passageway and similar prosthetic device is placed in the cavity created. The tunica may be drawn outwardly, through the passageway, and removal of the testis by incising the tunica and severing the spermatic cord may be performed outside the animal. The tunica may also be severed and the prosthetic device placed directly within the scrotal sac.

The testicular implant is generally kidney-shaped and is sized to fit the tunica. (12) scrotum (14) septum scroti (15), and tunica vaginalis (16) containing the spermatic chords (18). It is understood that the area as shown includes fascia, ligaments, nerves, blood vessels, fat and other anatomical structures not depicted for purposes of clarity.

The prosthetic device (24) employed in accordance with the invention is generally kidney shaped, having a convex border (26), and a concave border (28), punctuated by a central cleft (30), between a pair of lobes (31). The size of the device (24) is such that it fits snugly within the tunica (16).

## Tunica Implantation

As illustrated in Figures 1 and 2, the animal is position supine, in the dorsal recumbent position, with the rear legs stretched or tied. A scalpel (32) is employed to make a midline prescrotal incision (24) of from about one half inch to about one and one half inches in length, depending on the size of the testis to be removed there through. The incision may be made anterior to the scrotum (14) or it may be made generally adjacent the base of the scrotum. In preferred methods, one of the animal's test es (20) is pushed toward the incision (34) to facilitate the procedure. The incision is deepened through the subcutaneous tissue and spermatic fascia, to create a passageway (22) to the parietal vaginal tunic (16), the scrous covering the testis (20). The tunica (16) containing the testis (20), attached epididymis (not shown), and spermatic cord (18) are pushed through the incision (34), to the exterior of the animal. The spermatic fascia and scrotal ligament close to the testis (20) are incised to free the exposed tunica (16) containing the testis (20) from its scrotal attachment. In certain preferred methods, fat and fascia surrounding the parietal vaginal tunic (16) may be reflected proximally with a gauze sponge to permit maximum exteriorization of the spermatic cord (18) and testis (20).

As best shown in Figures 2 and 4b, an incision (36) is made through the tunica large enough to permit removal of the testis (20). The testis is removed, the spermatic cord (18) is ligated, is connection to the testis (20) is severed, at ligature (38) and the prosthetic device is inserted in the

tunica so that the convex surface (26) faces anterior or forward and slightly downward, and the concave surface (28) containing cleft (30) and lobes (31) faces posterior or backward and slightly upwardly. Following the placement of the prosthesis, the edges of the tunica are reapproximated and closed by a suture (40). In preferred embodiments and absorbable chromic gut ligature is employed the tunica (16) containing the prosthetic device (24) is then pushed back through passageway (22) and into the scrotum (14).

Entering through the same incision to the other side of the septum scroti (15) which divides the scrotum (14) into a pair of cavities (15a, b), one for each of the two testes, the remaining testis (20) may be removed and a second prosthetic device (24) placed in the same manner and then replaced on the respective side of the septum (15).

Following placement of the second prosthesis, the prescrotal incision (34) may optionally be sutured closed with a nonabsorbable skin suture (42) such as nylon. However, since the weight of the implant (24) serves to retain the implant in a pendant position within the scrotum, suturing of the incision (34) is not generally required. IN cases where the animal is likely to lick the wound so vigorously as to reopen the incision, surgical steel wire suture may be employed to suture the incision.

### **Scrotal Implantation**

In other preferred embodiments, the prosthetic device (24) may be implanted direction into the scrotum (14). The procedure is similar to that previously described for tunical implantation. As best shown in Figures 3 and 4a, a prescrotal incision (34) is made and deepened to create a passageway (22) to the parietal vaginal tunica (16). The spermatic fascia and scrotal ligament are incised to free the exposed tunica (16) containing the testis (20) from its scrotal attachment. The tunica (16) containing the testis (20) and attached spermatic cord (18) is pushed through the incision (34) to the exterior of the animal.

The exteriorized tunic (16) and underlying spermatic cord (18) are ligated and transected and the tunica, cord and all subjacent parts, including the testis are discarded, and the prosthesis (24) is placed in the scrotal sac.

In an alternate preferred method, the tunica (16) and spermatic cord (18) are separately ligated and transected. IN still another alternate preferred method, the tunica (16) incised prior to exteriorization, the tunica (16) is dissected away from the remainder of the spermatic cord (18) and the two are transected independently.

Following transection, the stump of the extended spermatic cord (18) is released for retraction back through the inguinal canal, well away from the now empty scrotal sac (14).

Entering through the same incision to the other side of the septum scroti (15), the remaining testis (20) may be removed and a second prosthetic device (24) is placed in the same manner. In such a scrotal placement, the septum scroti (15) keeps the implants separated.

### ***Sizing The Pet Age, Weight and Breed Needed***

The size the pet will need is based on age, weight and breed. Simple let us know this and we can determine the size. It is important not to exceed the pet's natural size. It is advantageous to place a slightly smaller size for multiple reasons.

### ***Virtually Risk & Complication Free 230,000+ Neuticled Pets- Zero Complications***

Since 1995 over 230,000 pets including canines, felines, equine, monkey's, bulls, water buffalo- and even rats- have been Neuticled without a single complication or pet owner complaint. Neuticles are 100% safe and risk free when implanted as directed. Unlike any medical product- Neuticles insures each pet for up to \$2 million against any form of complication. This guarantee covers not only the pet- but the veterinarian performing the implantation and the clinic or hospital.

## **Rapid Response Technical Support**

***We Have the Answer***

If you - or your client- have technical questions concerning any aspect of Neuticles we are standing by toll-free to assist. Since we created Neuticles and the patented surgical procedures we are able to provide instant and precise answers to any question or concern.

## **Personalized Customer Care**

***Call toll free or email for rapid response***

For questions, concerns or to place an order call toll free 888.638.8425 (816 690.8337 Outside US & Canada). or email [neuticles@aol.com](mailto:neuticles@aol.com) for immediate assistance. Our highly trained representatives can assist veterinarians or pet owners with virtually any technical question.

## **Fast Shipping**

***Ships Same Day Order Is Placed***

Order today (before 2p cst) and your order will be sent that day. Prices INCLUDE US Postal Global Priority Mail ( 3 day delivery) and US Postal Global Priority Mail (4 to 6 day delivery) for international orders. Prices INCLUDE handling, taxes and all related charges- including customs on international orders. All credit cards are accepted. A 10% discount is provided to veterinary accounts.

# **Neuticles®**

**Toll Free 888.638.8425**

**(816) 690-8337 (Outside US & Canada)**

**Email: [Neuticles@aol.com](mailto:Neuticles@aol.com)**

**Visit our website: [www.neuticles.com](http://www.neuticles.com)**